

MONTEREY COUNTY

2024 POINT-IN-TIME COUNT & SURVEY

Every two years, typically during the last 10 days of January, communities across the country conduct comprehensive counts of the local populations experiencing homelessness in order to measure the prevalence of homelessness in each local Continuum of Care.

The 2024 Monterey County Point-in-Time Count was a community-wide effort conducted on January 31, 2024. In the weeks following the street count, a survey was administered to 374 unsheltered and sheltered individuals experiencing homelessness in order to profile their experience and characteristics.

THE COALITION
OF HOMELESS SERVICES PROVIDERS

ASR

TOTAL PERSONS EXPERIENCING HOMELESSNESS

2,436

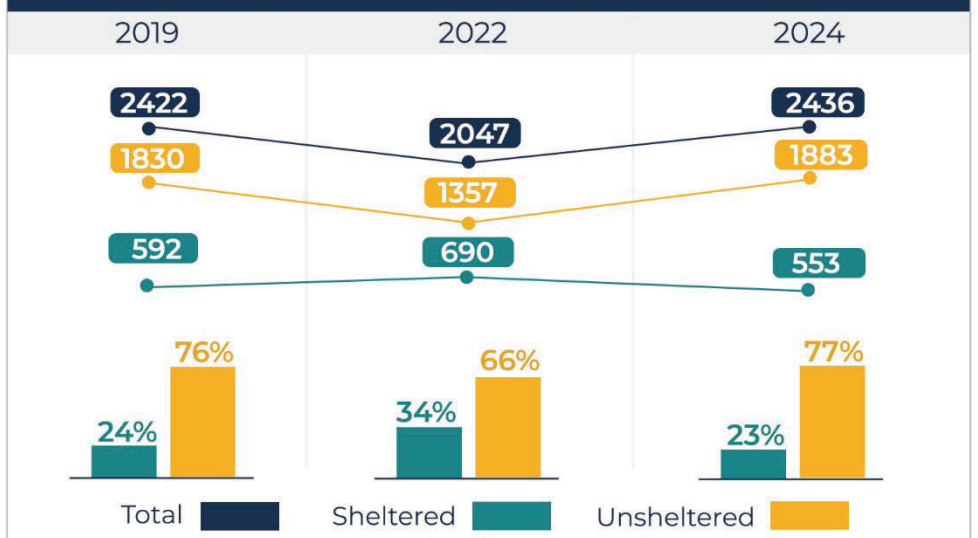


23%
Sheltered
n=553



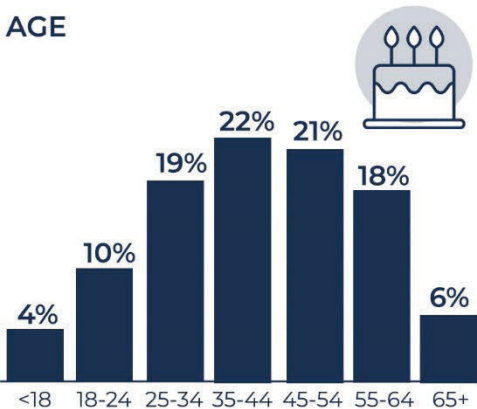
77%
Unsheltered
n=1,883

TOTAL PERSONS EXPERIENCING HOMELESSNESS

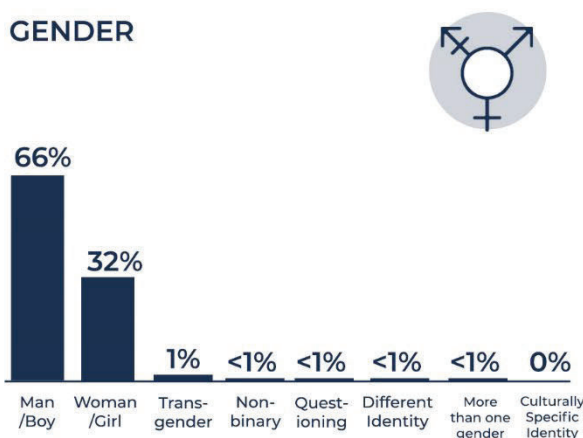


DEMOGRAPHICS

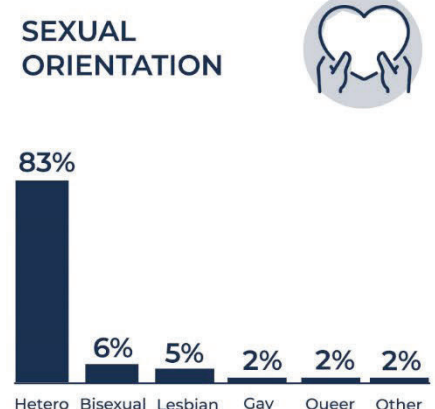
AGE



GENDER



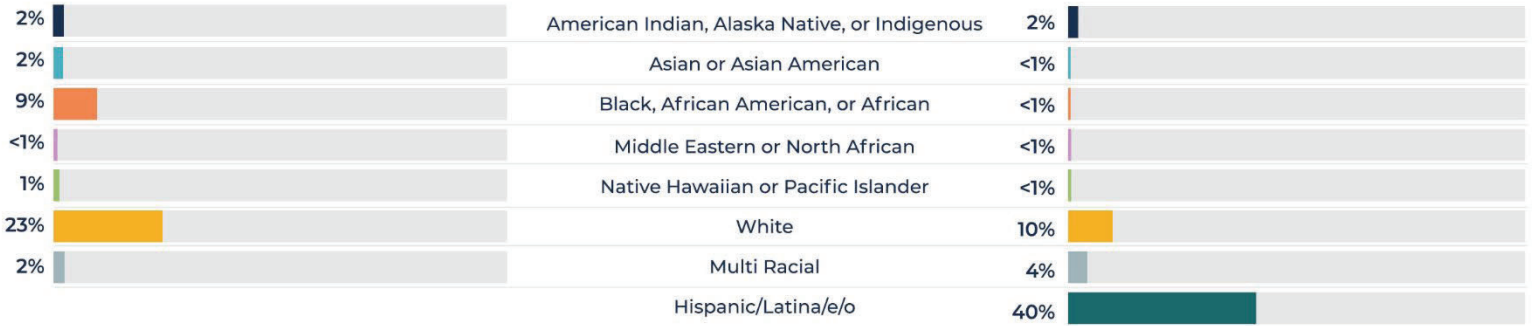
SEXUAL ORIENTATION



RACE/ ETHNICITY

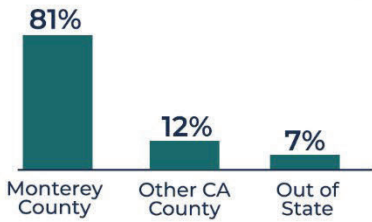
NOT HISPANIC/LATINA/E/O

HISPANIC/LATINA/E/O



DATA PORTRAITS [□]

RESIDENCE AT TIME OF HOMELESSNESS



DURATION OF CURRENT HOMELESSNESS



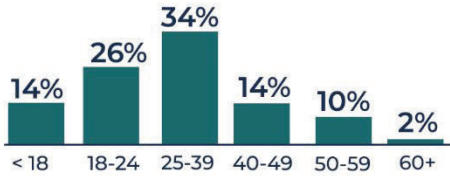
FIRST EPISODE OF HOMELESSNESS



23%

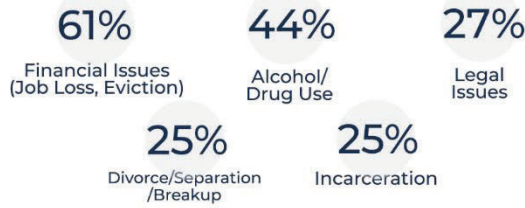
Reported their current episode of homelessness as being their first

AGE AT FIRST EPISODE OF HOMELESSNESS



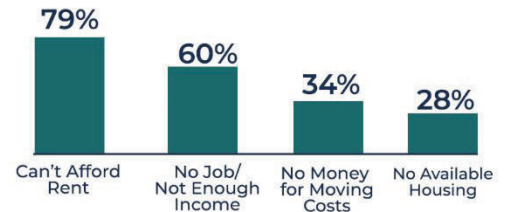
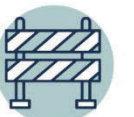
PRIMARY CONDITION THAT LEAD TO HOMELESSNESS*

(Top 5 Responses)



OBSTACLES TO OBTAINING PERMANENT HOUSING*

(Top 4 Responses)



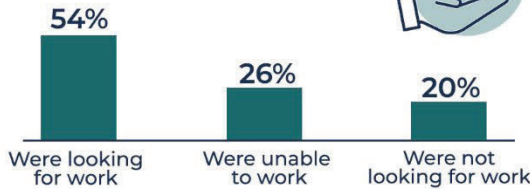
EMPLOYMENT STATUS



12%

had some form of employment

AMONG UNEMPLOYED RESPONDENTS



FOSTER CARE



17%

of survey respondents have been in the foster care system

JUSTICE SYSTEM INVOLVED



26%

of survey respondents spent one or more nights in jail/prison/juvenile hall in the past year.

20%

on probation/parole at the start of their most recent episode of homelessness

SURVEY RESPONDENTS BY SLEEPING ACCOMMODATION



SELF-REPORTED HEALTH [□]

Current health conditions that may affect the housing stability or employment of those experiencing homelessness.

DEPRESSION



50%

Report having depression

SUBSTANCE USE DISORDER



40%

Report having a substance use disorder

PTSD



32%

Report having Post Traumatic Stress Disorder

PHYSICAL DISABILITY



31%

Report having a physical disability

PSYCHIATRIC OR EMOTIONAL CONDITIONS



25%

Report having a psychiatric or emotional condition

TRAUMATIC BRAIN INJURY



17%

Report having had a TBI

CHRONIC HEALTH CONDITION



17%

Report having a chronic health condition

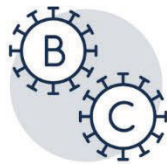
HIV/AIDS RELATED ILLNESS



3%

Report having an HIV/AIDS related illness

CHRONIC INFECTION with HEPATITIS B or C




2%

Report having a chronic infection


DISABLING CONDITION

52%



of survey respondents report having at least one disabling condition

GOVERNMENT ASSISTANCE [□]



60%

Of survey respondents reported receiving government benefits.

SERVICES CURRENTLY ACCESSING* (TOP 4 RESPONSES)

23%



Contact with Outreach Worker

14%



Emergency Shelter

7%



Transitional Housing

6%



Job Training/ Employment Assistance

REASONS FOR NOT RECEIVING GOVERNMENT ASSISTANCE* (TOP 6 RESPONSES)

27%



Don't Think I'm Eligible

19%



Don't Want Government Assistance

17%



No ID

13%



Paperwork Too Difficult

12%



No Permanent Address

9%

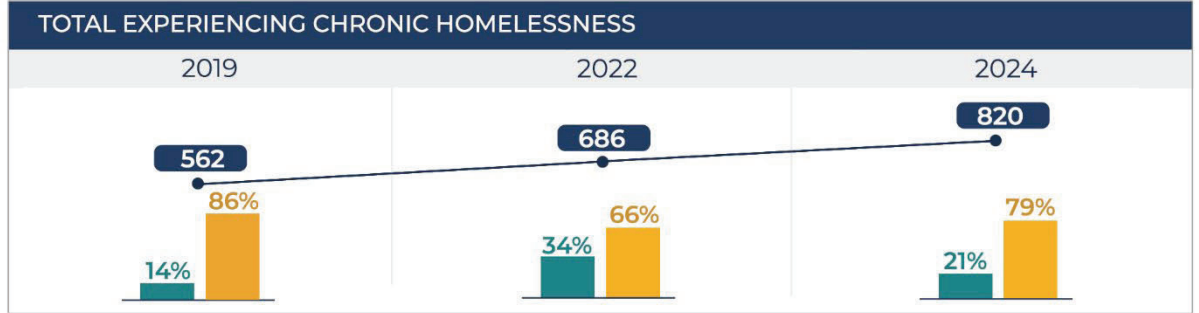


Immigration Issues

SPECIAL POPULATIONS

Total ■ Sheltered ■ Unsheltered ■

CHRONIC HOMELESSNESS



VETERANS



FAMILIES



UNACCOMPANIED CHILDREN + TAY



SUBPOPULATION DEFINITIONS

CHRONIC HOMELESSNESS

An individual with one or more disabling conditions, or a family with a head of household with a disabling condition, who:

- Has been continuously homeless for one year or more and/or;
- Has experienced four or more episodes of homelessness within the past three years.

VETERANS

Persons who have served on active duty in the Armed Forces of the United States. This does not include inactive military reserves or the National Guard unless the person was called up to active duty.

FAMILIES

A household with at least one adult member (persons 18 or older) and at least one child member (persons under 18).

UNACCOMPANIED YOUTH YOUNG ADULTS

Youth under the age of 18 and young adults from the ages of 18 to 24 years old (TAY) who are experiencing homelessness and living without a parent or legal guardian.

□ Source: 2024 Monterey County Homeless Survey, N=374
 * Multiple response question, percentages may not add up to 100%

Note: Some percentages have been rounded so total percentage will equal 100%.