

San Benito County

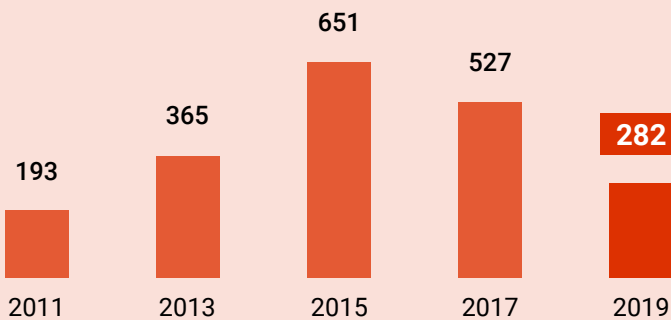
Homeless Census & Survey

2019 Executive Summary

Every two years, during the last 10 days of January, communities across the country conduct comprehensive counts of the local homeless populations in order to measure the prevalence of homelessness in each local Continuum of Care.

The 2019 San Benito County Point-in-Time Count was a community-wide effort conducted on January 31st, 2019. In the weeks following the street count, a survey was administered to 121 unsheltered and sheltered individuals experiencing homelessness in order to profile their experience and characteristics.


Census Population: Longitudinal Trend



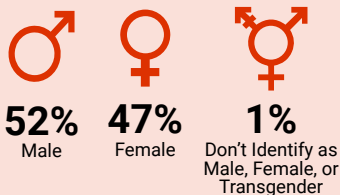
Age



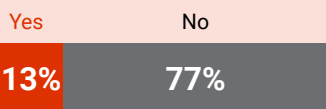
Residence Prior to Homelessness



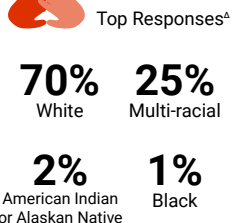
Gender



LGBTQ+ Status



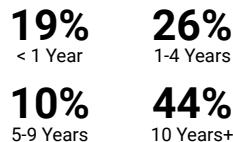
Race



Ethnicity



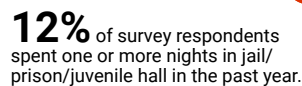
Length of Time in San Benito County



Foster Care



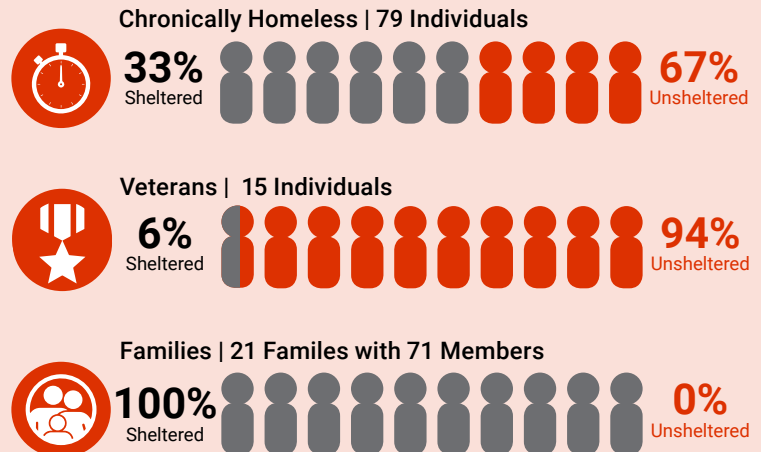
Justice System Involvement




2019 Sheltered/ Unsheltered Population



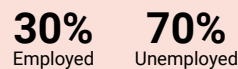
Subpopulation* Data



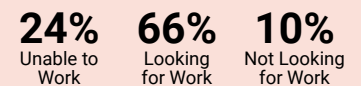
Accommodation on Count Night



Employment Status

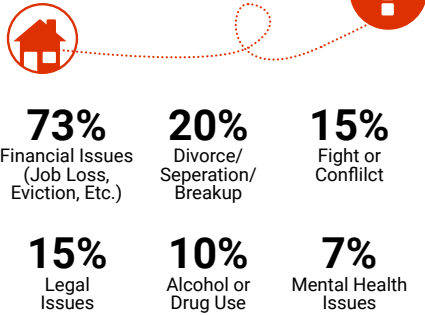


Unemployment Status



Primary Event or Condition That Led to Homelessness*

Top 6 Responses^Δ

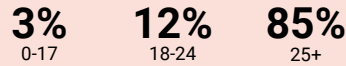


First Episode of Homelessness



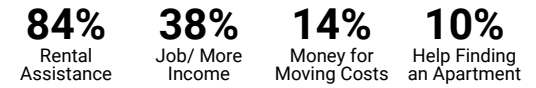
40% of survey respondents indicated their current episode of homelessness was their first.

Age at First Episode of Homelessness



Ways to Obtain Permanent Housing*

Top 4 Responses^Δ



Duration of Current Episode of Homelessness



Self Reported Health*

Current health conditions that may affect the housing stability or employment of those experiencing homelessness.



32%

Depression



17%

Other
Psychiatric/
Emotional
Conditions



15%

Alcohol &
Drug Use



PTSD

10%

Post-
Traumatic
Stress
Disorder



14%

Chronic
Health
Problems



16%

Physical
Disability



7%

Traumatic
Brain
Injury



2%

HIV/ AIDS
Related
Illness

Disabling Conditions

23% of survey respondents reported having at least one disabling condition.



A disabling condition is defined by HUD as a developmental disability, HIV/ AIDS, or a long-term physical or mental impairment that impacts a person's ability to live independently, but could be improved with stable housing.

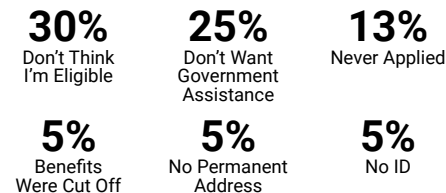
Services and Assistance



79% of survey respondents reported receiving government benefits.

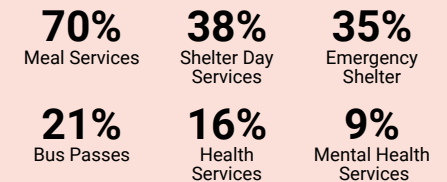
Reasons for Not Receiving Any Government Assistance*

Top 6 Responses^Δ



Services Currently Accessing*

Top 6 Responses^Δ



*Subpopulation Definitions

Chronically Homeless

An individual with one or more disabling conditions or a family with a head of household with a disabling condition who:

- » Has been continuously homeless for 1 year or more and/or;
- » Has experienced 4 or more episodes of homelessness within the past 3 years.

Veterans

Persons who have served on active duty in the Armed Forces of the United States. This does not include inactive military reserves or the National Guard unless the person was called up to active duty.

Families

A household with at least one adult member (persons 18 or older) and at least one child member (persons under 18).

Unaccompanied Youth & Young Adults

Youth under the age of 18 and young adults between the ages of 18 and 24 years old (TAY) who are experiencing homelessness and living without a parent or legal guardian.

+ Multiple response question, results may not add up to 100%.

Δ Only displaying top responses, all response data will be available in full report.

Note: Some percentages have been rounded so total percentage will equal 100%.